




TERRAform*

Garden adapted for people with reduced mobility



*Registered trademark

contact@terraform.fr / <http://www.terraform.fr>

The idea of a garden adapted for people with reduced mobility was born from a meeting between the 'La Valise' group and the gardeners of the Prairie de Mauves meadows in Nantes.

Gardens and gardening have reputed qualities. They are a medium for social bonding and can help bring people out of isolation, can encourage the mixing of people of all abilities, as well as that of all generations, and fight the segregation which is often faced by handicapped people.



Principle

The adapted garden TERRAform is a device specific to the practice of horticultural therapy *. It is the ideal support in a therapeutic garden for people with reduced mobility. Due to its ergonomic shape, the shell (plastic part in the shape of a hoof) makes it possible to cultivate while sitting or standing in front and in the open ground. The dimensions of the raised garden, calculated according to the amplitude of the arms allow to reach comfortably the middle and the edges of the cultivated surface without moving.

These raised gardens can be associated with each other, or isolated, depending on the use and configuration of the site. The modular system and the lightness of the material allow great flexibility and ease of implementation, easy storage and long life.

* «Horticultural therapy is the integration of horticultural activities (gardening) into a process of care, education, fight against disabled or exclusion, as an ergo-sociotherapeutic activity».

Intended users, applications

Support for creation and hobbies, therapeutic activity (such as physical therapy and horticultural therapy) as well as for educational purposes (activities workshops or raising awareness of biodiversity...)

The **TERRAform** adjustable garden has been created especially for people in wheelchairs, or those for whom standing up is difficult, and for implementation within family gardens, retirement homes, care homes, specific Alzheimer care units, schools and other specialised clubs and institutions for the disabled, hospitals, physical therapy centres and private gardens.

TERRAform has been marketed since 2010 in France, in Europe and Canada.



Technical specifications

TERRAform is sold as a kit or shell (plastic part) only
The grow boxes can be set up in minutes and this does not require the use of any cleaning products or specialist tools.

Materials: The shell (plastic part) is made of polyethylene, based on recycled PE and 100% recyclable. The wood sides are made from Douglas-Fir coming from French forests, untreated and sustainably produced (PEFC certified) (manufacturing instructions available)

The **TERRAform** is compatible with organic and ecological farming.

Conception and marketing: La Valise association (Nantes)
Rotational plastics moulding: Rototec (Ile et Vilaine)
Carpentry: ATAO rehabilitation workshop (Nantes)
Dimensions: Length : 150 cm / Width: 120 cm / Height: 80 cm / Volume: 0.8 m3 approx.



TERRAform has received several awards:
Third prize of the Innovation Competition *HAN-DITEC* / 2010, second prize of the *Trophée AG2R of social innovation* / 2010 and awarded top prizes at the international competition « Outdoor Design », *Jardins jardin*, Paris / 2009.

For quotes, conditions of sale, and additional information upon request : contact@terraform.fr

A project brought to fruition thanks to the support of:

La fondation Chèque Déjeuner, la fondation AG2R, la fondation AGESICA, l'Archipel des Utopies, l'Imprimerie Chiffolleau, le FONDES, la fondation MACIF, le CCAH, le Groupe APRIONIS, le Groupe Mornay, le Conseil Régional des Pays de la Loire, le Conseil Général de Loire Atlantique, la Communauté Urbaine de Nantes.

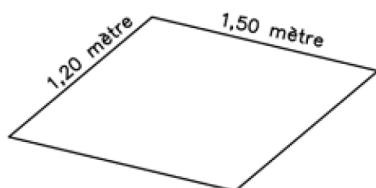


Photographic credits: Jardin thérapeutique « Healing Garden » à Milan, Italie : Photographie Magazine Gardenia et Federica Raggio 2017 / Fabien Lagerie, responsable du jardin potager de l'Arche de la Nature, ville du Mans, 2013 / Association des jardins familiaux du fort de Bron, 2013 / Jardin partagé du Village Olympique, Grenoble, 2012 / Lycée agricole Jules Rieffel, St-Herblain 2012 / maison de soins An de Wisen, Luxembourg 2011 / IEM de la Marrière, Nantes 2010 / la folie des plantes, Nantes 2010.

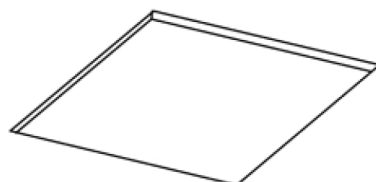
TERRAform*

Garden adapted for people with reduced mobility

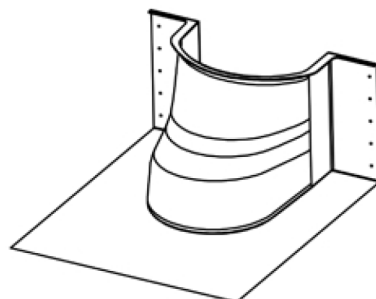
ASSEMBLY INSTRUCTIONS



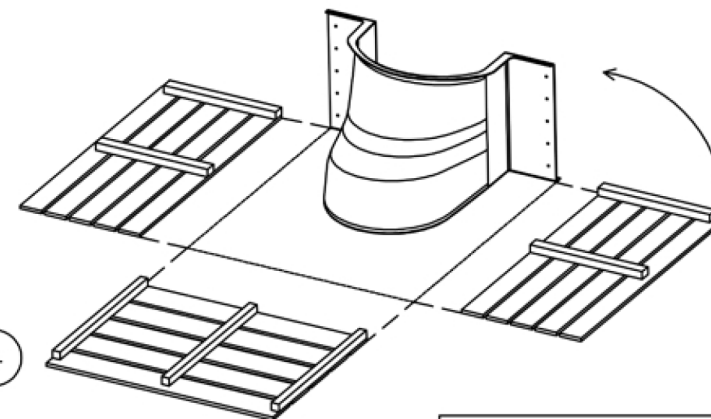
- ① The grow box must be positioned on ground that is stable, flat and level, with sufficiently well-draining soil. Set aside a rectangle-shaped area for the box, the sides of which measure 1.5 metres by 1.2 metres.



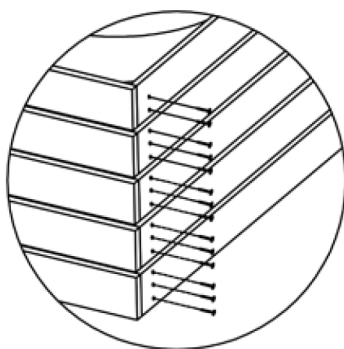
- ② If need be, dig up the surface to a depth of around 10 centimetres and replace it with a suitable draining material (gravel, coarse sand, clay marbles...) and level off.



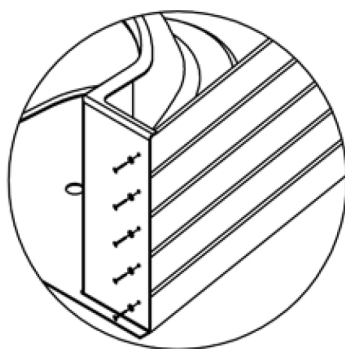
- ③ Position the polyethylene casing on the prepared surface.



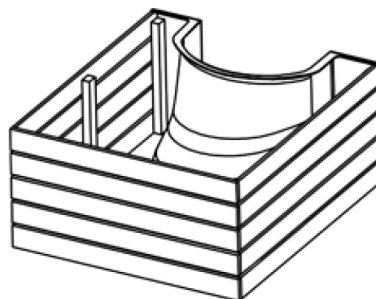
- ④ Put the flat sides in place, as indicated above.



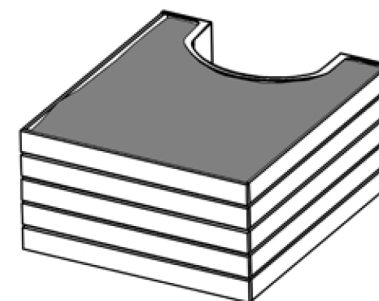
- ⑤ Fix the flat sides together with the help of the screws provided.



- ⑥ Adjust the flat sides to fit the casing and fix them firmly in place as indicated above using the screws and washers provided.



- ⑦ Check the structure is level before filling with soil.



- ⑧ Fill the grow box with soil and compost, depending on what you plan on growing.

Advice:

In order to benefit from a composting effect (naturally providing its own heat and nutrients) and therefore producing a better yield, we advise that you fill the grow box in the following way, with successive layers:

- A core of coarse branches and soil, with well-packed mud.
- A litter layer of fine branches and soil, with well-packed mud.
- A layer of decomposing manure and decomposed foliage.
- A layer of coarse compost.
- A top layer of earth and fine compost.

It is then up to the client to make sure their garden is fully accessible and to consider the width and surfacing of paths, the positioning and location of grow boxes geared towards the type of growing you intend to do, as well as the abilities of those who will use the apparatus.

The client is solely responsible for the choice of products and their use, depending on the requirements they determined before placing their order, as well as the compatibility of their chosen products with those already used, which only they will know. This is entirely up to the clients; if they think they are not sufficiently competent, then they should seek advice.

The La Valise association rejects any complaints regarding destruction or deterioration resulting from normal wear and tear of the material and/or those resulting from improper use of the equipment.